

CARACTERES MORPHOLOGIQUES DES CHAMPIGNONS

INSERTION des LAMES ...

Lamelibre

- *Pluteus*
- *Amanita*
- *Psalliota*
- *Lepista...*



Lame adnée

- *Cystoderma*
- *Hebeloma*
- *Pholiota*
- *Inocybe...*



Lame décurrente

- *Clitocybe*
- *Omphalia*
- *Paxillus*
- *Gomphidius*




Lame écartée

- *Volvaria*
- *Coprinus*



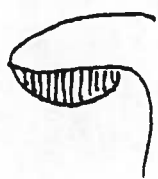
Lame échancrée

- *Tricholoma*
- *Quelques Collybia*



Collarium

- Certains
- *Marasmius*

... et des TUBES

Tubes libres

- *Boletus*
- *Leccinum*




Tubes adnés

- *Strobilomyces*
- *Quelques Suillus*




Tubes décurrents

- *Gyrodon*
- *Boletinus*



Hydnum



à étages

CHAPEAUX

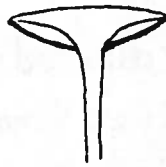
a. Formes



Hémisphérique



Bombé




Plan



Conique



en Entonnoir



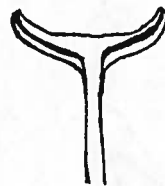
Mamelonné



Tronqué



Déprimé



en Coupe



Ogival

b. Hyménium




à Lames



à Pores




à Aiguillons



à Plis



à Alvéoles



Lisse

PIEDS

a. Ornementation



Volve
membraneuse



Volve
à bourrelets



Bulbe
marginé



Volve
pustuleuse

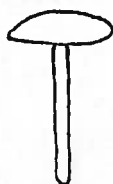


Pied
réticulé

b. Formes



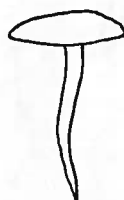
grêle




cylindrique



flexueux




aminci




renflé



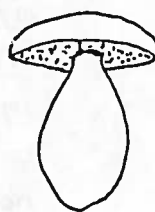
bulbilleux



claviforme



bulbeux



obèse



radicant



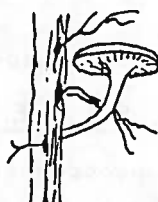
central



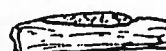
excentrique



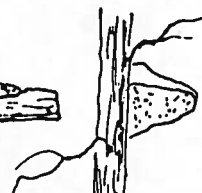
latéral



sub-latéral
excentrique



résupiné



dimidié

ANNEAUX



supère
descendant



infère
ascendant



double
roue dentée



armille